




Reed Slide Trombone

Supplies


- **Two Straws**
 - **One should fit snugly inside the other, but should be able to move in and out**
- **Scissors**



**Lightly press one end of
the larger straw flat**



**Cut a v-shape into the flattened end of straw,
so that it points at you, being sure there is a
gap between the two sides of the 'v'.**





Insert the straw into your mouth and blow. Hold your lips just tightly enough on the tip so air doesn't leak around the straw, but loosely enough that the 'v' in the straw can buzz.

Insert the second straw into the first straw, opposite the 'v'.



**Hold one straw with each hand,
sliding the straw in and out slowly
to change the pitches as you blow,
just like a trombone slide!**

