

Attending a Youth Concert at Old Cabell Hall

People who come to the youth concerts usually travel by bus or van. Their bus will drop them off along McCormick Road. You can see a picture of McCormick Road below. On a regular day, there will be lots of UVA students, traveling to and from their classes. On Youth Concert Day, there will also be a LOT of buses lined up along the side of the road, and lots of students who attend the concert. On Youth Concert Day, there will also be several University Police in uniform, helping with traffic. And there will also be several RMC Event staff, wearing bright yellow, to assist students as they get off their buses and walk towards Old Cabell Hall. You may feel very excited to see the concert, but it is important to sit quietly in your van or bus, because there will be a lot of traffic and it may move more slowly than you want. If you stay quiet, your driver will be able to concentrate on safely driving you to the performance.



If you travel in a van, your van will turn down the lane off of McCormick Road. It is called Garrett Alley, and it goes right along the back side of Garrett Hall. It is the road to the left in the picture below.



Here is what the alley looks like:



There are two parking spaces for vans that bring people closer to the Hall. The van drivers will get a parking pass from a volunteer who stands nearby, and they will hang the parking pass from the rearview mirror of the van. People can see Old Cabell Hall from the parking spots. It's not the closest building in this picture, which is Cocke Hall. It is the building a little further in the distance. You may be worried about the walk to hall, but you will be safe because you are with your group. And if you get tired along the walk, you can stop and rest. It may look far from this picture, but it is actually just about one city block long.



People who are coming to the concert will walk along the sidewalk. It is sort of the shape of an L. Depending on when they arrive, there may be a lot of people on the sidewalk, too. They may be UVA students and teachers, or they may be other kids who are coming to the concert.



This is the sidewalk that people travel along to get to Old Cabell Hall.



Here is a picture of kids walking to the youth concerts from their buses.



Here is a picture of kids climbing the steps to enter the left side of Old Cabell Hall to get to their seats.




Here is a picture of the entrance at the right side of the building. People enter there when their seats are closer to that entrance. There are both steps and a ramp leading to the right-side door. Your teacher and the Symphony Volunteers will tell you which door through which to enter.



Here is the ramp.




Here are the stairs, and here is the door. The ramp meets the steps at the right side of the door. Your teacher and the Symphony volunteers will tell you whether you should use the stairs or the ramp.



When the building doors open, you can see inside the lobby. The walls of the lobby have murals painted on them. The doors to the main seating and balcony seating are also seen in this picture.



People sitting in the main section of the auditorium will enter through these doors.



This is how the lobby looks when it is empty.



This is how the lobby looks when kids are entering the auditorium. Sometimes it is even more crowded.



This is the entry door for the auditorium – and there will be ushers at the door, ready to help you find your seats.



Some students sit in these seats, along the aisle where everyone enters.



Other people sit in the main part of the auditorium. You can even see the balcony seats in this picture. There will be people sitting there, too.




This is a close-up view of the seats.



If you use a wheelchair, there is a wonderful place to sit during the concert. We call it the accessible seating box. When you enter the lobby, you will turn right if you plan to sit in the accessible seating box. You can see the men's and women's restrooms in the background of this picture. There is also a water fountain.

Sometimes people who attend a concert need a quieter place to sit, or just want to be a little bit away from other people. If you need to leave the concert, please quietly tell your teacher or chaperone so that he or she can help you leave. You can go to the lobby together, or you can go to the accessible seating box. In the lobby, you won't see the concert, but there will be very few people there. If you still want to watch the concert, then the ushers will help you find the accessible seating box.



If you need to use the elevator to get into the auditorium, or if you sit in the accessible seating box, you will walk down this hallway near the lobby.



The elevator is to the left, and the accessible seating box is just a little further down the hall, past the elevator through two doors.






This is the door through which you will enter and exit the accessible seating box. On the day of the concert, people sit in this box in wheelchairs and in the chairs in the space that you see here. Also, there will be a man who records our concert sitting at one end of the box. He is recording the concert so that people who couldn't attend will be able to listen later. If you see him, please don't interrupt his work – he needs to concentrate to get a good recording of the performance.



This is the view of the stage, when looking from the accessible box. In this picture, the auditorium is empty.



On youth concert day, the orchestra will fill the stage. The orchestra players wear bright colored shirts, each noting what family they are a member of – strings (yellow), woodwinds (green), brass (blue) and percussion (orange).



On youth concert day, almost every seat in the auditorium will be full, and it may be a little noisy – with the music and with so many people there.



People who attend the concert might like some of the music and might not like other pieces that they hear. People who like the music should clap their hands at the end of each piece. If they don't like the music, they can sit quietly noticing the musicians and how they play their instruments. Each piece of music is just a few minutes long, so by sitting and waiting, they may find they like the next piece better!

When the concert finishes, people will sit quietly to listen for their school's name to be announced from the stage. When their school name is called, they are dismissed, and they should quietly stand and leave the auditorium, retracing their steps to their van or bus in the parking spaces on Garrett Alley, or along McCormick Road. Their driver will return the parking pass to the volunteer so that another school can use the pass for a different concert.

One special note - at the 2023 Charlottesville Symphony Youth Concert, you will see Alvin the Alien in the auditorium. He will join all of the kids as they enjoy the music and learn about the orchestra!

